

# SOFTIE BRIEF


## RESEARCH:



## CONCEPT SKETCH:



## PAPER TEMPLATE:



## PAPER TRIAL:



## FINAL TEMPLATE PIECES:



## FELT MAKING:



## SEWING TRIAL:



## ISSUE:

How can we learn and practice skills in manipulating materials that might assist us in our future, while also creating something unique, fun, homemade and relevant to the material we have been making – felt?

## BACKGROUND:

From the Uglydoll website: “Ugly” means **UNIQUE AND DIFFERENT**. Softies and Uglydolls **CELEBRATE INDIVIDUALITY**.

## BEFORE YOU MAKE YOUR FINAL OUTCOME YOU MUST COMPLETE SOME TECHNOLOGICAL MODELLING...

- Completed a page of research
- Drawn a concept sketch
- Created a template (or have chosen one of the ones provided)
- Created a prototype, then tested and evaluated it
- Made the modifications to your template if needed

## SPECIFICATIONS: YOUR SOFTIE MUST...

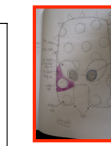
- Be hand sewn using stitches taught in class
- Be stuffed
- Include a button
- Fit within the 2 A4 pieces of felt you will be given
- Include a piece of the felt you have created in class
- Be completed in class time
- Be created with care and skill – your accuracy with tools and techniques will be assessed against the unit assessment criteria
- Be finished by the end of the term to be marked, and for you to evaluate

# SOFTIE BRIEF

## RESEARCH:



## CONCEPT SKETCH:



## PAPER TEMPLATE:



## PAPER TRIAL:




## FINAL TEMPLATE PIECES:



## FELT MAKING:



## SEWING TRIAL:



## ISSUE:

How can we learn and practice skills in manipulating materials that might assist us in our future, while also creating something unique, fun, homemade and relevant to the material we have been making – felt?

## BACKGROUND:

From the Uglydoll website: “Ugly” means **UNIQUE AND DIFFERENT**. Softies and Uglydolls **CELEBRATE INDIVIDUALITY**.

## BEFORE YOU MAKE YOUR FINAL OUTCOME YOU MUST COMPLETE SOME TECHNOLOGICAL MODELLING...

- Completed a page of research
- Drawn a concept sketch
- Created a template (or have chosen one of the ones provided)
- Created a prototype, then tested and evaluated it
- Made the modifications to your template if needed

## SPECIFICATIONS: YOUR SOFTIE MUST...

- Be hand sewn using stitches taught in class
- Be stuffed
- Include a button
- Fit within the 2 A4 pieces of felt you will be given
- Include a piece of the felt you have created in class
- Be completed in class time
- Be created with care and skill – your accuracy with tools and techniques will be assessed against the unit assessment criteria
- Be finished by the end of the term to be marked, and for you to evaluate